



3 YEARS WARRANTY
PARTS & LABOR

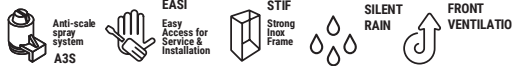
ALFA NG 75

115 V / 60 Hz

SELF-CONTAINED ICE CUBE MACHINE

FEATURES

- ▶ PRODUCES SOLID GOURMET CRYSTAL CLEAR ICE CUBES
- ▶ A3S: ANTI-SCALE SPRAY SYSTEM. ITV PATENTED SPRAY SYSTEM WITH FLEXIBLE NOZZLES THAT AVOID LIMESCALE DEPOSITS WITH SMALL VIBRATIONS
- ▶ STIF: STRONG INOX FRAME. SOLID MACHINE STRUCTURE IN 4 COLUMNS WITH AISI 304 STAINLESS STEEL FRAME.
- ▶ STRONGEST DOOR IN THE MARKET. MADE OF STAINLESS STEEL. OPENING AND DAMPING SYSTEM PATENTED BY ITV.
- ▶ FRONT VENTILATION CONCEPT: FRONTAL IN-OUT AIR SYSTEM ALLOWS 'BUILT IN' MACHINES
- ▶ CLEANING SWITCH: ALLOWS CIRCULATION OF WATER WITH DESCALING PRODUCT (CALKLIN OR SIMILAR) WITHOUT COOLING.
- ▶ "NEVER STOP" MOTOR PUMP DEVELOPED BY ITV. PUMP WITHOUT SEALS, WHICH AVOIDS DETERIORATION IN HARD WATER
- ▶ EASI: EASY ACCESS FOR SERVICE & INSTALLATION. ALL PANELS CAN BE DISASSEMBLED SEPARATELY.
- ▶ ON/OFF LIGHTED ROCKER SWITCH IN FRONT PANEL
- ▶ TROPICALIZED MACHINES (T CLASS) / HEIGHT ADJUSTABLE LEGS FROM 4.1" TO 0.2"



	24 H	70°F/21°C	50°F/10°C	90°F/32°C	70°F/21°C	STOCK			
		lbs (Kg)		lbs (Kg)		lbs (Kg)	in (mm)	in (mm)	
ALFA NG 75 A		64 (29)		51 (23)		44 (20)	Width 18" (465)	Width 21" (540)	ALFA 17/21cc 1.5" (W) x 1" (D) x 1.2" (H) 39 mm (W) x 27 mm (D) x 30 mm (H) Average dimensions
ALFA NG 75 W		75 (34)		59 (27)			Depth 23" (595)	Depth 26" (650)	
							Height* 31" (795)	Height 37" (920)	

* WITH LEGS 35"/37"

ACCESSORIES

INCLUDED

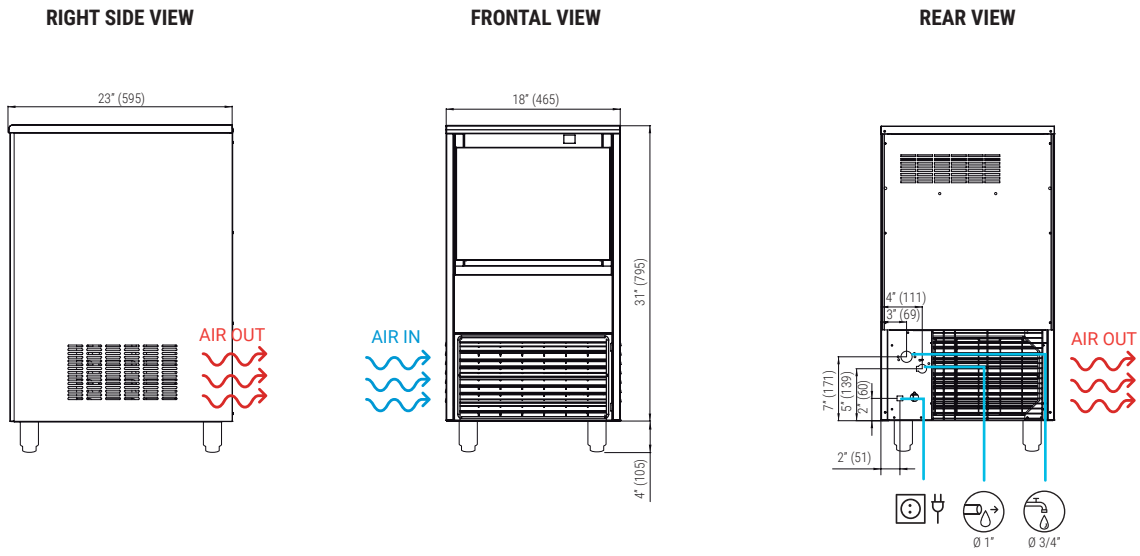


NOT INCLUDED (OPTIONAL)



TECHNICAL SCHEME

ALFA NG 75



* All dimensions in inches (and mm)

OPERATING CONDITIONS

PRODUCTION (LBS) 60Hz

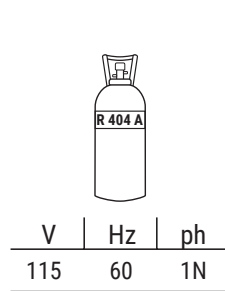
±10% V

41°F/109°F

41°F/95°F

14.5 psi (1 bar) / 87 psi (6 bar)

30 Ice cubes/cycle



ALFA NG 75 AIR COOLED

°F	50°	60°	70°	86°
10°	15°	21°	30°	
50°	66	62	60	57
10°				
68°	64	61	58	54
21°				
90°	58	54	51	43
32°				
109°	46	40	34	25
43°				

ALFA NG 75 WATER COOLED

°F	50°	60°	70°	86°
10°	15°	21°	30°	
50°	77	73	69	66
10°				
68°	75	71	67	62
21°				
90°	68	63	59	50
32°				
109°	54	47	39	29
43°				

MODELS

	ASHRAE CONDITIONS (BTu/h) (W)	(W) 109°F	(AWG/mm ²) (n.)	FUSE	100lbs 90°F / 70°F (Kwh/100 lbs)	gal 100lbs (l/h)	HEAT REJECTED (BTu/h) (W)	(lbs)	(lbs)
ALFA NG 75 A	3,115 913	425	14/1.5 3	15	11.4	42.3 4	2,429 712	90	123
ALFA NG 75 W	3,115 913	425	14/1.5 3	15	11	205.4 23	2,429 712	90	123



ITV Ice Makers, Inc.
9550 Satellite Blvd, Suite 100
Orlando, FL 32837
Phone: 1 407 826 1860 | Fax: 1 407 826 1861
Toll Free: 1 888 488 1423
sales@itvice.com | www.itvice.com



SERVICE
service@itvice.com
Skype: service@itvice.com
PHONE: +1 888 488 1423
FROM 8AM TO 5PM EST



2 ADDITIONAL YEARS ON COMPRESSOR & EVAPORATOR
Read our warranty policy to know more about limitations and exclusions

